



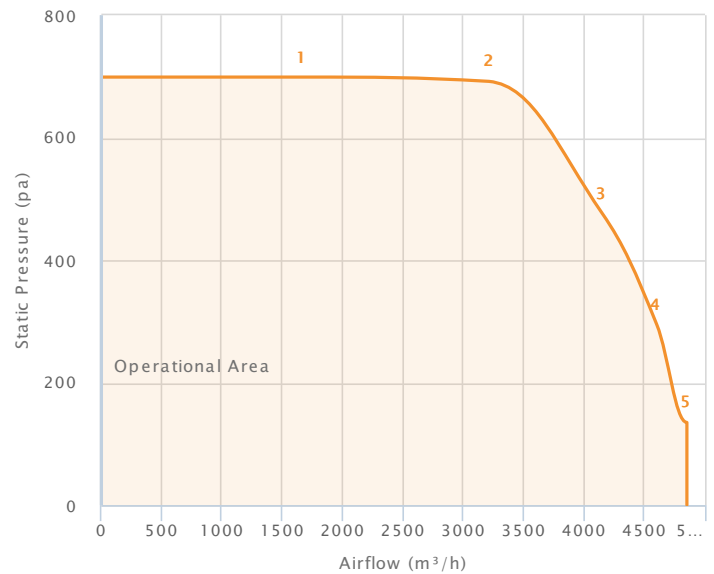
Frequency Controlled Direct Drive Fans FCDDC 321-241 (12/9)

Technical Data

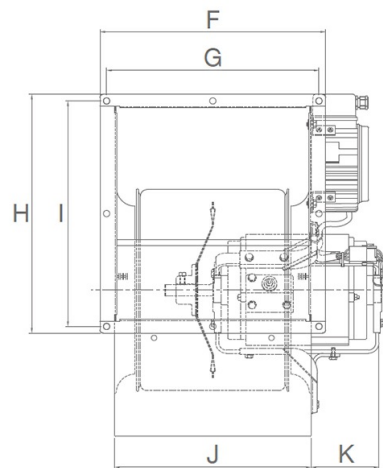
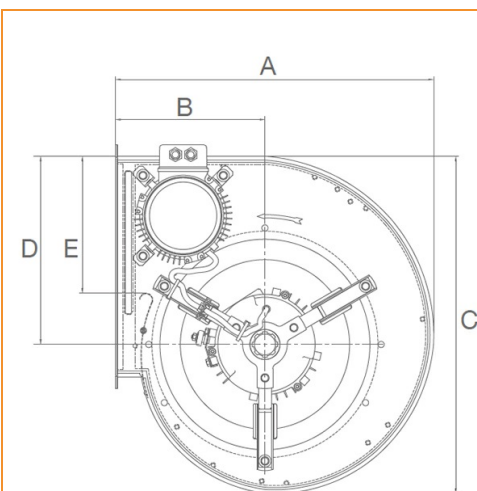
Supply (V/Ph/Hz)	230 / 1 / 50
Max Airflow (m³/h)	4850
Max Current (A)	10.4
Max Input Power (W)	1530
Max Speed (rpm)	1430
ErP Efficiency Rating (FMEG)	52
Ip Rating	31
Motor Insulation Class	F
Temperature Range (°C)	-20 to +40
Weight (KG)	33.5

Performance Data

Data Point	Static Pressure (pa)	Airflow (m³/h)	Current (A)	Speed (rpm)	Power (W)
1	699	1670	5.1	1430	928
2	692	3210	9.1	1380	1500
3	476	4150	10.4	1190	1500
4	295	4600	9.6	1030	1370
5	135	4850	8.7	867	1170



■ Tested in accordance with ISO 5801
■ Installation type method - type A



Dimensions

A	495.5	G	336
B	233	H	378
C	524.2	I	357
D	292.5	J	311
E	213	K	107
F	357	L	