

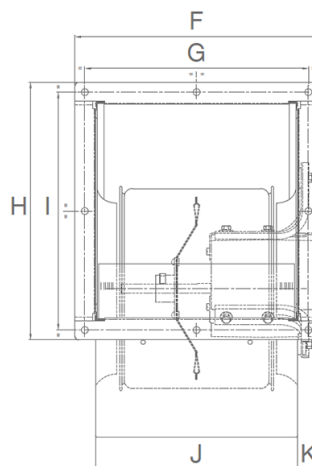
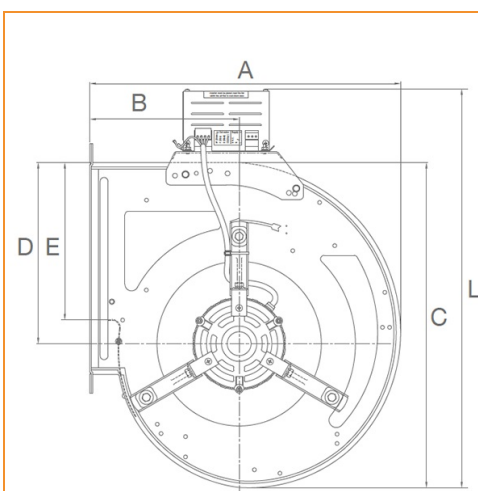
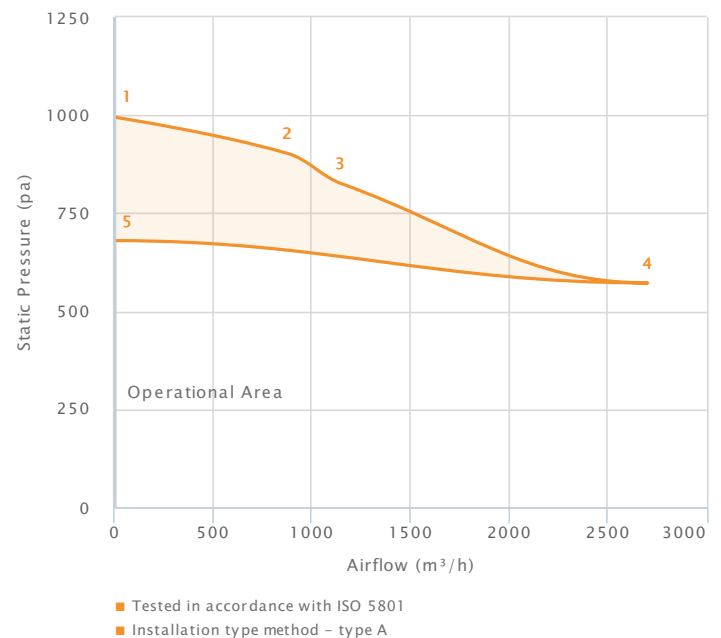
High Efficiency EC Direct Drive Fans (High-Pressure) ECDDC-HP 270-203 (10/8)

Technical Data

Supply (V/Ph/Hz)	230 / 1 / 50
Max Airflow (m³/h)	2700
Max Current (A)	4.70
Max Input Power (W)	1062
Max Speed (rpm)	1948
ErP Efficiency Rating (FMEG)	53
Ip Rating	20
Motor Insulation Class	F
Temperature Range (°C)	-20 to +40
Weight (KG)	16

Performance Data

Data Point	Static Pressure (pa)	Airflow (m³/h)	Current (A)	Speed (rpm)	Power (W)
1	995	0.00	2.42	1942	540
2	902	879	2.58	1930	583
3	825	1151	3.19	1893	722
4	572	2700	4.70	1649	1062
5	680	0.01	1.54	1634	342



Dimensions

A	423	G	295
B	203	H	340
C	443	I	314
D	246.4	J	267
E	231	K	24.6
F	321	L	542