

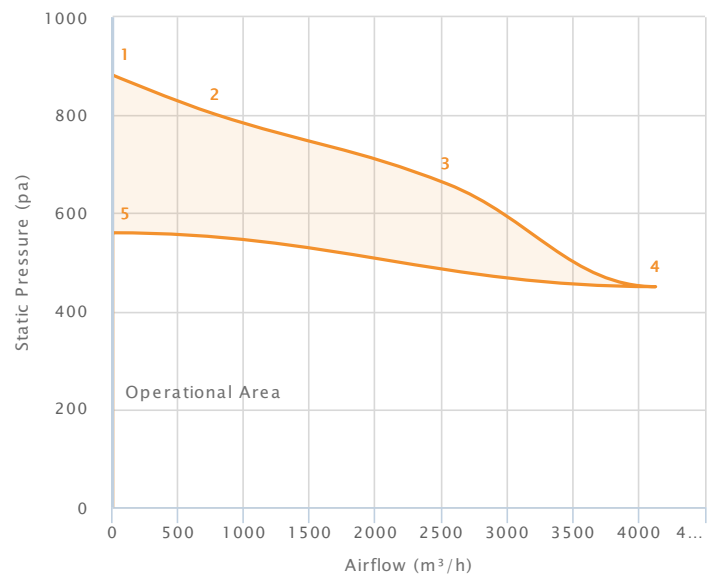
High Efficiency EC Direct Drive Fans (High-Pressure) ECDDC-HP 321-241 (12/9)

Technical Data

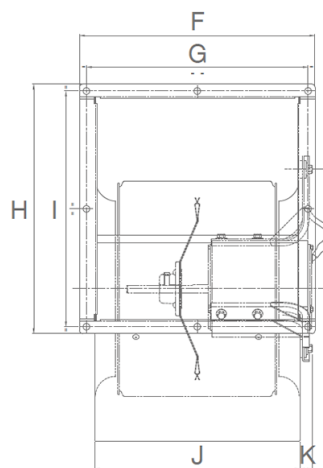
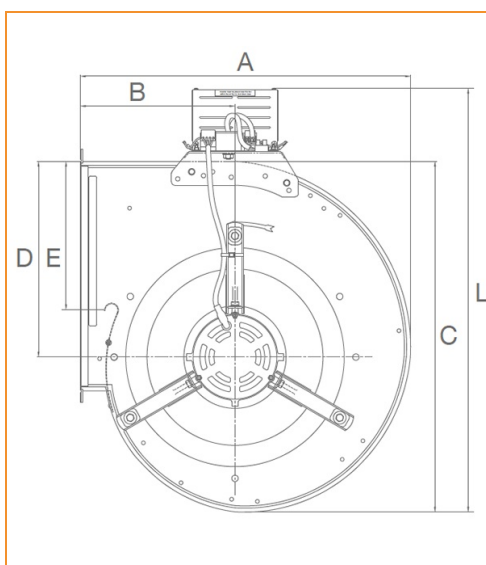
Supply (V/Ph/Hz)	230 / 1 / 50
Max Airflow (m³/h)	4125
Max Current (A)	5.72
Max Input Power (W)	1305
Max Speed (rpm)	1438
ErP Efficiency Rating (FMEG)	60
Ip Rating	20
Motor Insulation Class	F
Temperature Range (°C)	-20 to +40
Weight (KG)	24

Performance Data

Data Point	Static Pressure (pa)	Airflow (m³/h)	Current (A)	Speed (rpm)	Power (W)
1	882	0.00	2.20	1438	506
2	802	779	2.43	1433	555
3	660	2540	4.15	1346	994
4	450	4125	5.72	1195	1305
5	560	0.01	1.40	1200	300



■ Tested in accordance with ISO 5801
■ Installation type method - type A



Dimensions

A	495	G	336
B	232	H	378
C	524	I	357
D	293	J	311
E	212	K	18
F	357	L	633